



# The Most Versatile PCB Edge Finishing Accessories...



## Are Now Available

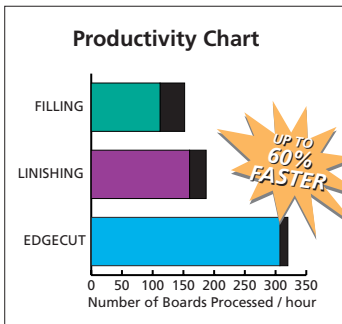
Advanced Systems & Technology for PCB Manufacture



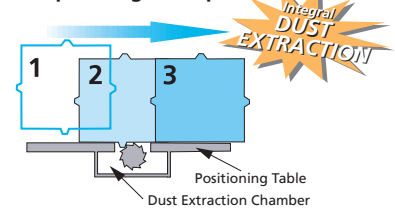
# EdgeCut

EdgeCut is incredibly quick, up to 60% faster than manual methods and eliminates inferior & sub-standard inaccuracies caused by filing or lishing. EdgeCut deburrs frame centralising lugs in one pass, leaving a high quality routed edge with no need for further inspection.

EdgeCut gives the operator total control of depth of cut with its unique micro adjuster and dial indicator. The hardened and ground positioning table incorporates the extraction chamber for effective exhaust of dust.



### Operating Principle





- 1 Locate panel in positioning guide
- 2 One pass panel "nibs" removed
- 3 Precise edge control, no under cut or dust

# BevelCut

BevelCut eliminates the guesswork in PCB board edge bevelling.

The Unique depth adjustment and variable angle system (between 20° & 45°) ensures perfect results on every panel. The high speed bevelling tool seamlessly chamfers the most delicate boards without lifting or burring intricate tracking such as gold fingers.

The hardened and ground positioning table incorporates the extraction chamber for effective exhaust of dust.

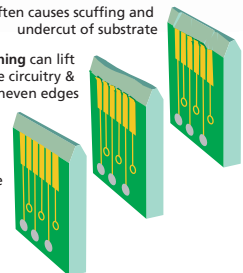


### Bevel Finish Problems

Filing often causes scuffing and undercut of substrate

Linishing can lift delicate circuitry & produce uneven edges

EdgeCut produces a controlled profile



Specification	EdgeCut	BevelCut
Length	325mm	325mm
Width	305mm	305mm
Height	165mm	165mm
Weight	14.5kg	15.4kg
Voltage	240v	240v
Extraction Port	Ø30mm	Ø30mm

**SEETRAX**  
CAE

Seetrax CAE Limited

Woodstock, Hangersley Hill, Ringwood, Hampshire, BH24 3JP  
Telephone: (UK) 01425 489666 Facsimile: (UK) 01425 461641

E-mail: [machines@seetrax.com](mailto:machines@seetrax.com) Website: <http://www.seetrax.com>