

V-cut Scoring...

Quickscore

- Up to 10 simultaneous double sided scores
- Reliable setting accuracy & repetition
- Rugged free-standing module
- X & Y axis micro adjusters
- Digital cutter positioning
- Tooling pin registration
- 700mm panel platen
- High specification
- Low maintenance
- Quick setup time
- Low capital cost

System

Multiscore has undergone many changes in its production life, keeping pace with constant industry developments. The introduction of Quickscore as a manual-feed alternative has enhanced the success of the system.

Principles

Both use the V-cut method of scoring. Panels are precision cut, through both sides of the substrate, to a preset depth. The panel remains complete and rigid for further processing or assembly but ready for 'breakout', into individual circuits, at the final production stage.

V-Cut scoring is the fast, low-cost method of separating PCBs from panels.

Accuracy

Integral digital display links to the tooling pins, provide micro-accuracy for setting up and operating.

The superior accuracy of the datum pin-location principle, means positive, reliable panel location and faultless batch repetition. This system eliminates the need to use panel edges which are often sawn or guillotined, resulting in poor resolution to track position.

Result

The streamlined operating functions minimise running time and batch turnaround. Once cutters are set the operator performs 6 functions which can result in the production of up to 48 PCBs - from one panel - in less than 15 seconds!

Multiscore

- All the features of Quickscore PLUS
- Automated feed mechanism


Options

- Four arm pin location
- Free-standing FX-7 Vacuum Unit




Above - The auto-feed Multiscore maintains optimum feed speed. Shown with four clamp arrangement for simultaneous dual axis scoring.

Left - Quick and simple set up and calibration procedure speeds production and minimises down time.



Micro-metric accuracy time after time using datum pin registration & quick-action eccentric clamps



Cutter chamber with twin port dust extraction

Simple cutter alignment tooling

High quality slideways ensure finite accuracy and trouble-free operation

Extended workstation



Digital metering equipment is used for fast and accurate setting procedure

Quick action clamp arms with Optional 2 or 4-arm clamping




Manually operated feed control on Quickscore - Multiscore uses variable speed feed motor


the professional's choice **VEECUT**

Making the right choice

A typical comparison between routing and V-cut scoring - savings of up to 50% in material costs and 10 simultaneous, double sided scores, dramatically reduce production time.



Routed Panel
Producing 21 PCBs



V-Cut Score Panel
Producing 48 PCBs

Specification	Multiscore	Quickscore
Feed Mechanism	Auto motor	Manual operator
Length	1574mm (62")	1574mm (62")
Width	990mm (39")	990mm (39")
Height	1300 mm (51")	1300 mm (51")
Weight	184kg (405lbs)	160kg (353lbs)
Cutter tip speed	8m/sec (708"/sec)	8m/sec (708"/sec)
Cutter diameter & angle	100mm (3.93")/30° *	100mm (3.93")/30° *
Distance between cutters	20mm (.78") *	20mm (.78") *
Max number of cutters	10 sets (top & bottom)	10 sets (top & bottom)
Panel positioning	Tooling pin (manual clamping)	Tooling pin (manual clamping)
Cutter depth & adjustment	Single action lead screws with gauges	Single action lead screws with gauges
Maximum panel size	710 x 710mm (28" x 28")	710 x 710mm (28" x 28")
Cutter positioning	Digital setting	Digital setting
Dust extraction ports	2 x 50mm (2")	2 x 50mm (2")
Vacuum unit (optional)	45m ³ /min	45m ³ /min
Electrical supply	3-phase 380/415v 2kW *	3-phase 380/415v 2kW *

Every effort has been made to ensure that the information in this document is correct. However, the manufacturers reserve the right to change specification without notice.

Other PCB Production Equipment



Datascore
The complete CNC jump scoring solution



Circuit
Precision depaneling system with manual or powered separator



Bevelcut
Powered Board edge profiler with variable angle bed & edge conditioning



Cirkit Weld
Precision trackwelding machine



Consumables
High quality consumables for precision & extended life



Advanced Systems & Technology for PCB Manufacturers

Seetrax CAE Limited
Woodstock, Hangersley Hill,
Ringwood, Hampshire.
BH24 3JP
Telephone: (UK) 01425 489666
Facsimile: (UK) 01425 461641

E-mail: machines@seetrax.com
Website: <http://www.seetrax.com>

Precision Scoring



a refined choice